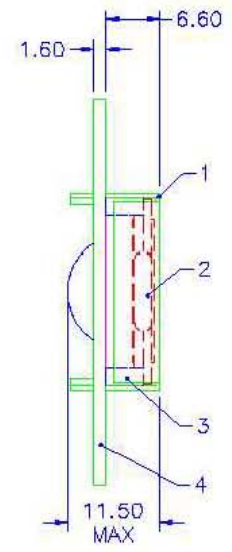
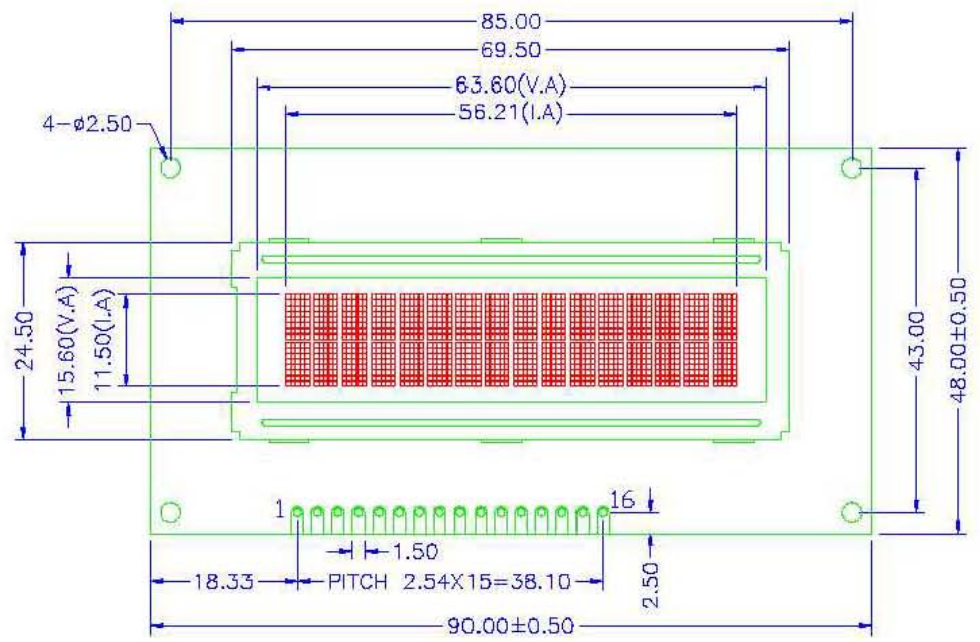
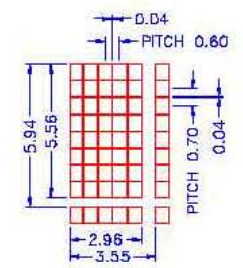
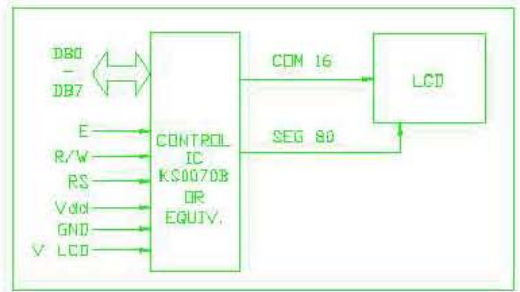


REV:	DESCRIPTION:	BY	DATE
-	RELEASED	P.L	02/05/04

PSM162HMOD



CONNECTOR		PINOUT	
PIN#	SYMBOL	FUNCTIONS	
1	V _{cc} (GND)	0V	POWER SUPPLY
2	V _{DD}	+5V	
3	V _{LS}		
4	RS	H: DATA INPUT L: INSTRUCTION INPUT	
5	R/W	H: READ L: WRITE	
6	E	ENABLE SIGNAL	
7	DB0	DATA BUS LINES	
8	DB1		
9	DB2		
10	DB3		
11	DB4		
12	DB5		
13	DB6		
14	DB7		
15	+	LED/EL (+)	
16	-	LED/EL (-)	



NOTES:

1. ALL DIMENSIONS ARE MILLIMETRE
2. REFER TO MODULE PRODUCT SPECIFICATION FOR SPECIFIC CONFIGURATIONS AND BILL MATERIALS

4	162HPCB	1	FR4
3	161AZBR	2	
2	162ALCD	1	STN(Y-G)/POSITIVE
1	161ABZL	1	COLD ROLLED STEEL

TOLERANCE		DRAWN	Peggy.Li	01/12/04	CHECKED	
>0~6	±0.10	>120~400	±0.50	STANDARD		PROJECTION: REV: -
>6~30	±0.20	>400~1000	±0.80	TECHNIC		DRAWING No. : 162HMOD
>30~120	±0.30	>1000~2000	±1.20	QUALITY		DRAWING TITLE: M162H
// ⊥ ⊙ ±0.10; ANGLE: ±3.0°		APPROVED				UNITS: mm SHEET: 1 OF 1