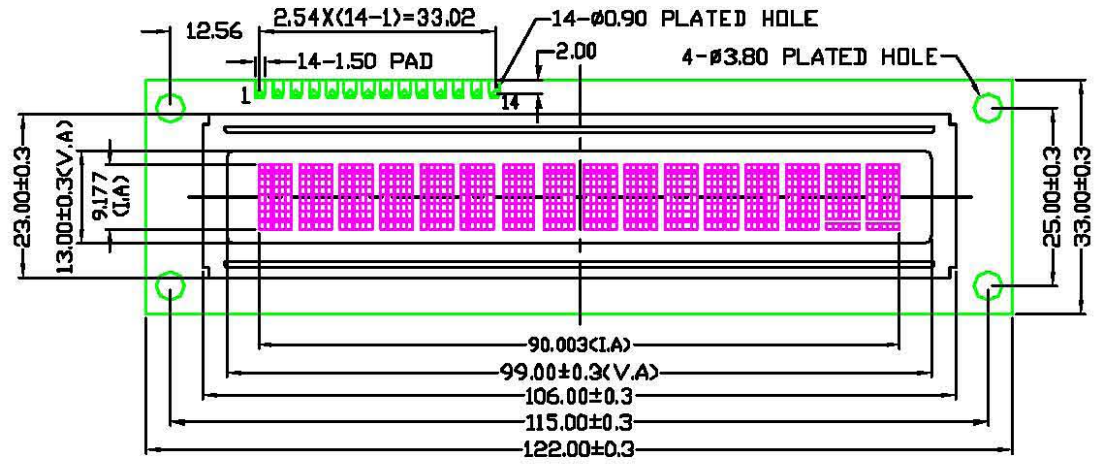
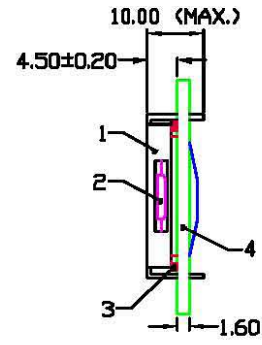


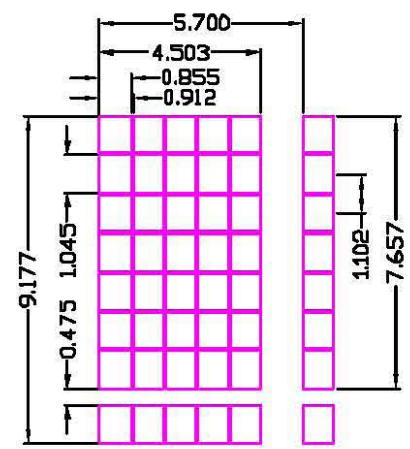
REV:	DESCRIPTION:	BY	DATE
-	RELEASED	JY	03/30/04



**PIN CONNECTIONS**

PIN#	SYMBOL
1	VSS
2	VDD(5.0V)
3	V0
4	RS
5	R/W
6	E
7	DB0
8	DB1
9	DB2
10	DB3
11	DB4
12	DB5
13	DB6
14	DB7

- NOTES:**
- 1.ALL DIMENTIONS ARE MILLIMETRE;
  - 2.LCD TYPE: Y-G STN/POSITIVE
  - 3.POLARIZER MODE: REFLECTIVE;
  - 4.VIEWING DIRECTION: 60°;
  - 5.DRIVE MODE : 1/16 DUTY,1/5 BIAS;
  - 6.OPERATING TEMPERATURE: -20°C TO 70°C;
  - 7.STORAGE TEMPERATURE: -30°C TO 70°C;
  - 8.DRIVE IC: ST7066.



**DETAILS**  
SCALE: 5:1

4	161BASM	PCB ASSEMBLY	1	FR4	2 LAYERS
3	161BZBR	ZBBRA	2		
2	161BLCD	LCD DISPLAY	1	Y-G STN/POSITIVE	
1	161BZL	BEZEL	1	COLD ROLLED STEEL	

TOLERANCE			
>0~6	±0.10	>120~400	±0.50
>6~30	±0.20	>400~1000	±0.80
>30~120	±0.30	>1000~2000	±1.20
// ⊥ ◎ ±0.10; ANGLE: ±3.0°			

	<b>DRAWN</b>	Jon.Yang	03/25/04	<b>CHECKED</b>	
	<b>STANDARD</b>			<b>PROJECTION:</b>	<b>REV: -</b>
	<b>TECHNIC</b>			<b>DRAWING No. :</b>	161BMOD
	<b>QUALITY</b>			<b>DRAWING TITLE:</b>	FM161B
	<b>APPROVED</b>			<b>UNITS:</b> mm	<b>SHEET:</b> 1 OF 1