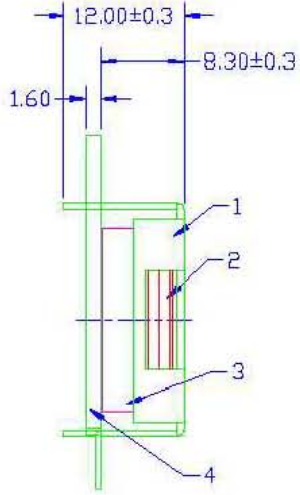
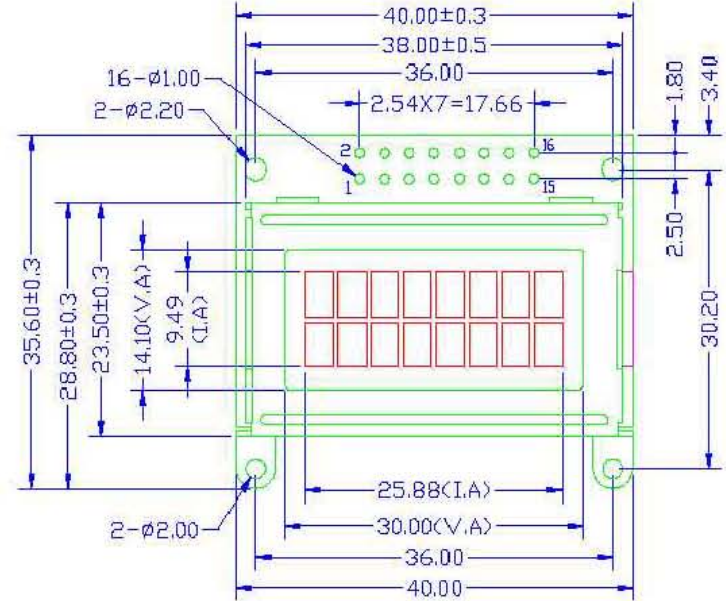
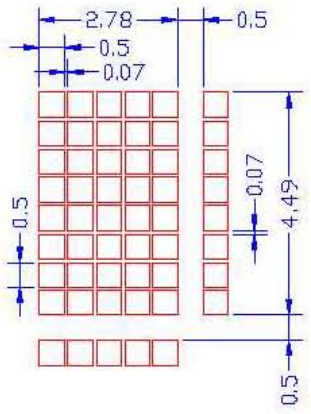


PSM082AMOD



CONNECTOR		PINOUT	
PIN#	SYMBOL	LEVEL	FUNCTIONS
1	V _{SS}	—	0V(GND)
2	V _{DD}	—	+5V
3	V _{LCB}	—	for LCD DRIVE
4	RS	H/L	REGISTER SELECT SIGNAL H: DATA INPUT L: INSTRUCTION INPUT
5	R/W	H/L	H: READ L: WRITE
6	E	H, H → L	ENABLE SIGNAL
7	DB0	H/L	DATA BUS LINES
8	DB1	H/L	
9	DB2	H/L	
10	DB3	H/L	
11	DB4	H/L	
12	DB5	H/L	
13	DB6	H/L	
14	DB7	H/L	
15	LED+	H/L	POWER SUPPLY FOR LED(4.5V)
16	LED-	H/L	



- NOTES:
1. ALL DIMENSIONS ARE MILLIMETER
 2. LCD TYPE: STN(GRAY)/POSITIVE
 3. OPERATING TEMPERATURE: 0°C TO +50°C
 4. STORAGE TEMPERATURE: -10°C TO +60°C
 5. CONNECTOR: ZEBRA

4	DB2APOB	PCB ASSEMBLY	1	FR4	
3	DB2ALED	LED BACKLIGHT	1	YELLOW-GREEN,BOTTOM LED	4.5V
2	DB2ALCD	LCD PANNEL	1	(GRAY)STN/POSITIVE	
1	DB2ABZL	METAL FRAME(BEZEL)	1		

TOLERANCE		DRAWN	Peggy.Li	11/02/03	CHECKED	
>0~6	±0.10	>120~400	±0.50	STANDARD		PROJECTION: REV: -
>6~30	±0.20	>400~1000	±0.80	TECHNIC		DRAWING No. : DB2AMOD
>30~120	±0.30	>1000~2000	±1.20	QUALITY		DRAWING TITLE: M082A
// ⊥ ⊙ ±0.10; ANGLE: ±3.0°		APPROVED				UNITS: mm SHEET: 1 OF 1